



**OREGON**  
DEPARTMENT OF  
EDUCATION

Oregon achieves... together!


# OREGON AT-A-GLANCE DISTRICT PROFILE

## North Lake SD 14

SUPERINTENDENT: Gail Buermann | 57566 Fort Rock Rd, Silver Lake 97638 | 541-576-2121


2020-21

### Students We Serve




### DEMOGRAPHICS


#### American Indian/Alaska Native




#### Asian




#### Black/African American




#### Hispanic/Latino



#### Multiracial



#### Native Hawaiian/Pacific Islander



#### White



\*

Ever English  
Learners



**2**

Languages  
Spoken

**21%**

Students  
with  
Disabilities

**14%**

Mobile  
Students

**>95%**

Free/  
Reduced  
Price Lunch

\* <10 students or data unavailable

### Special Note

The At-A-Glance School and District profiles tell a story about Oregon's schools and districts. The story is harder to tell this year as the COVID-19 pandemic significantly impacted our schools and the data we collect. As a result, statewide assessment and attendance data cannot be compared to prior years and are not shown here. We have included links to our website where you can view the 2020-21 statewide assessment and attendance data and read a detailed description of how these data were impacted. We're thankful for your partnership as we focus on care, connection and the creation of safe, inclusive and supportive learning environments.

### High School Success

#### Grade 8 MATHEMATICS

Students meeting state grade-level expectations.

For 2020-21 Mathematics data please visit:

[www.oregon.gov/ode/schools-and-districts/reportcards/reportcards/Pages/Statewide-Assessment-Results-2021.aspx](http://www.oregon.gov/ode/schools-and-districts/reportcards/reportcards/Pages/Statewide-Assessment-Results-2021.aspx)

### Start Strong

#### Grades K-2 REGULAR ATTENDERS

Students who attended more than 90% of their enrolled school days.

For 2020-21 Regular Attenders data please visit:

[www.oregon.gov/ode/schools-and-districts/reportcards/reportcards/Pages/Regular-Attenders-2021.aspx](http://www.oregon.gov/ode/schools-and-districts/reportcards/reportcards/Pages/Regular-Attenders-2021.aspx)

#### Grade 3 ENGLISH LANGUAGE ARTS

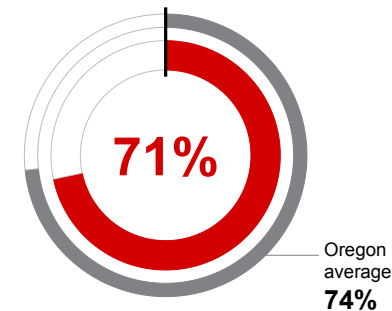
Students meeting state grade-level expectations.

For 2020-21 English Language Arts data please visit:

[www.oregon.gov/ode/schools-and-districts/reportcards/reportcards/Pages/Statewide-Assessment-Results-2021.aspx](http://www.oregon.gov/ode/schools-and-districts/reportcards/reportcards/Pages/Statewide-Assessment-Results-2021.aspx)

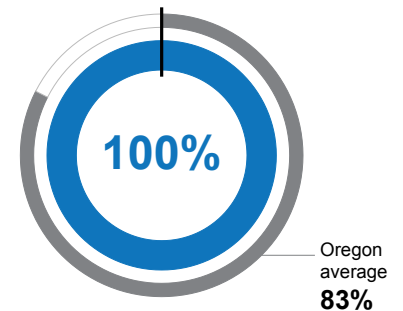
#### Grade 9 ON-TRACK TO GRADUATE

Students earning one-quarter of graduation credits in their 9th grade year.



#### Grade 12 ON-TIME GRADUATION

Students earning a diploma within four years. Cohort includes students who were first-time ninth graders in 2016-17 graduating in 2019-20.



### District Goals

Our school strives to promote student success by providing individual help and helping students attend school regularly. Students consult with teachers and take credit recovery classes when needed. Due to disruptions caused by the COVID-19 pandemic, we must refocus on meeting the basic needs of students first, then providing support to encourage academic success in the classroom.

### State Goals

The Oregon Department of Education is partnering with school districts and local communities to ensure a 90% on-time, four year graduation rate by 2025. To progress toward this goal, the state will prioritize efforts to improve attendance, provide a well-rounded education, invest in implementing culturally responsive practices, and promote continuous improvement to close opportunity and achievement gaps for historically and currently underserved students.



OREGON  
DEPARTMENT OF  
EDUCATION

Oregon achieves... together!

# OREGON AT-A-GLANCE DISTRICT PROFILE CONTINUED

## North Lake SD 14

2020-21

### Outcomes

#### Our Staff (rounded FTE)



2

Administrators



19

Teachers



8

Educational  
assistants



0

Counselors



0

Licensed  
Librarians



<1

Psychologists



90%

% of licensed teachers  
with more than 3 years  
of experience

#### Grades K-2 REGULAR ATTENDERS

American Indian/Alaska Native	
Asian	
Black/African American	
Hispanic/Latino	
Multiracial	
Native Hawaiian/Pacific Islander	
White	
Free/Reduced Price Lunch	
Ever English Learner	
Students with Disabilities	
Migrant	
Homeless	
Talented and Gifted	
Female	
Male	
Non-Binary	

#### Grade 3 ENGLISH LANGUAGE ARTS


#### Grade 8 MATHEMATICS

American Indian/Alaska Native	
Asian	
Black/African American	
Hispanic/Latino	
Multiracial	
Native Hawaiian/Pacific Islander	
White	
Free/Reduced Price Lunch	
Ever English Learner	
Students with Disabilities	
Migrant	
Homeless	
Talented and Gifted	
Female	
Male	
Non-Binary	

#### Grade 9 ON-TRACK TO GRADUATE

<10 students or data unavailable	
<10 students or data unavailable	
<10 students or data unavailable	
<10 students or data unavailable	
<10 students or data unavailable	
<10 students or data unavailable	
71%	
71%	
<10 students or data unavailable	
<10 students or data unavailable	
<10 students or data unavailable	
<10 students or data unavailable	
<10 students or data unavailable	
<10 students or data unavailable	
70%	
73%	
<10 students or data unavailable	

#### Grade 12 ON-TIME GRADUATION

<10 students or data unavailable	
<10 students or data unavailable	
<10 students or data unavailable	
<10 students or data unavailable	
<10 students or data unavailable	
<10 students or data unavailable	
>95%	
>95%	
<10 students or data unavailable	
<10 students or data unavailable	
<10 students or data unavailable	
<10 students or data unavailable	
<10 students or data unavailable	
<10 students or data unavailable	
>95%	
>95%	
Coming in 2022-23	